

## 3-Zone standing remote (RGB+CCT)

Model No.:Y3

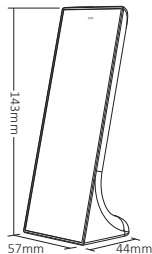
### Feature

- Soft and matte touch glass, scratch-resistant
- 2.4Ghz wireless transmitting technology
- Y3 is vertical remote for RGB+CCT controller
- 2.4Ghz wireless transmitting technology
- Support Miboxer/Milight 2.4G controller series
- Control Distance:30m
- Save scene ( max 3 scene)
- Working with multi devices at the same time
- Standing designing with no-slip holder
- Soft and matte touch glass

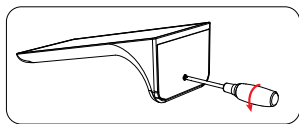


### Product Parameter

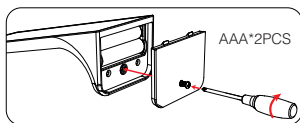
Product Name:	3-Zone standing remote (RGB+CCT)
Model No.:	Y3
Working voltage:	3V(AAA*2PCS)
Standby consumption:	15μA
Transmitting:	6dBm
Protocol:	2.4GHz RF
Modulation:	GFSK
Control Distance:	30M
Working temperature:	-10~40°C
EMC standard(EMC):	ETSI EN 301 489-1 V2.2.3 ETSI EN 301 489-3 V2.3.2
Security standard(LVD):	EN 61347-2-11;2001+A1:2019 EN 61347-1:2015+A1:2021 EN 62493:2015+A1:2022
Radio equipment(RED):	ETSI EN 300 400 V2.2.1
Certification:	CE、EMC、LVD、RED



## Battery Installation




1. Loosen the screws and open the battery cover.



2. After installing the battery, cover it with the battery cover and tighten the screws.

## Button Instruction



### Button Instruction

White:

For white color

Multi function:

Speed+/CCT+/Saturation-

Multi function:


Speed-/CCT-/Saturation+

Dynamic mode:

Change mode continuously

RGB slider: 

Dim rgb color

Brightness slider: 

Dim brightness

Zone ON/OFF ( Link/Unlink):

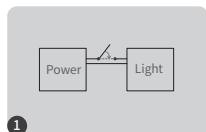
Three zones



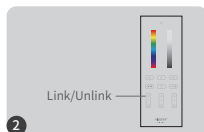
"1" Zone ON (Link/Unlink), "O" Zone OFF

## Link/Unlink instruction

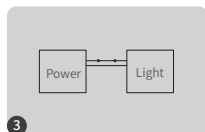
**Link** Attention:remote must link with lighting fixtures before using it



Turn off and turn on lights after 10 seconds



short press "1" 3 times within 3 seconds

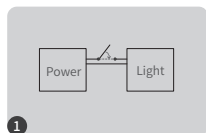


Link is done once light flashes 3 times slowly

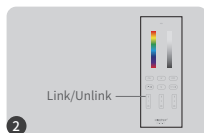


Please repeat above steps if the light doesn't flash  
(Attention: no need to link if the light already linked)

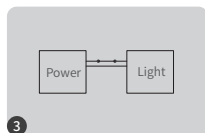
## Unlink instruction



Turn off and turn on lights after 10 seconds



Short press "1" 5 times within 3 seconds



Unlink is done once light flashes 10 times quickly



Please repeat above steps if light doesn't flash  
(Attention :no need to unlink if the light not linked)

## 功能说明

### Dim RGB color



Up and down to get different colors

### Dim brightness



Up and down to dim brightness

### Multi function:

Speed-/CCT-/Saturation+



Dynamic mode, speed down  
White mode, color temperature down  
RGB mode, saturation up

### Multi function:

Speed+/CCT+/Saturation-



Dynamic mode, speed up  
White mode, color temperature up  
RGB mode, saturation down

## Attention

- 1.It's remote for Miboxer/Milight 2.4G controller series, please check compatibility in instruction.
- 2.Don't use it in humidity or high temperature area, please remove battery if you don't use remote frequently and save remote in dry area without static electricity.
- 3.Don't use it in metal or magnetic area, it will affect transmitting signal and reduce distance.



Made in China