

3-Zone standing remote (Brightness)

Model No.:Y1

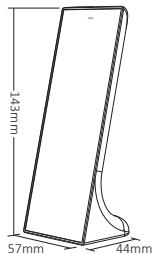
Feature

- Soft and matte touch glass, scratch-resistant
- 2.4Ghz wireless transmitting technology
- Brightness dimmable
- 2.4Ghz wireless transmitting technology
- Support Miboxer/Milight 2.4G controller series
- Control Distance 30m
- Save scene (max 3 scene)
- Working with multi devices at the same time
- Standing designing with no-slip holder
- Soft and matte touch glass

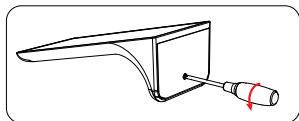


Product Parameter

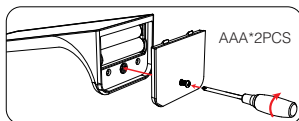
Product Name:	3-Zone standing remote (Brightness)
Model No.:	Y1
Working voltage:	3V(AAA*2PCS)
Standby consumption:	15μA
Transmitting:	6dBm
Protocol:	2.4GHz RF
Modulation:	GFSK
Control Distance:	30m
Working temperature:	-10~40°C
EMC standard(EMC):	ETSI EN 301 489-1 V2.2.3 ETSI EN 301 489-3 V2.3.2
Security standard(LVD):	EN 61347-2-11:2001+A1:2019 EN 61347-1:2015+A1:2021 EN 62493:2015+A1:2022
Radio equipment(RED):	ETSI EN 300 400 V2.2.1
Certification:	CE、EMC、LVD、RED



Battery Installation

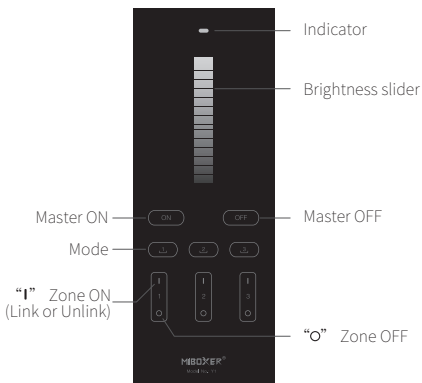


1. Loosen the screws and open the battery cover.



2. After installing the battery, cover it with the battery cover and tighten the screws.

Button Instruction



Button Instruction

Brightness slider: Dim brightness



Scene: (Left arrow), (Center arrow), (Right arrow)

Short press to get scene
Long press to save scene

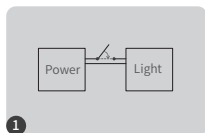
Zone ON/OFF (Link/Unlink):



"I" Zone ON (Link/Unlink), "O" Zone OFF

Link/Unlink instruction

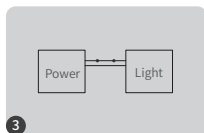
Link Attention:remote must link with lighting fixtures before using it



1 Turn off and turn on lights after 10 seconds



2 short press "1" 3 times within 3 seconds

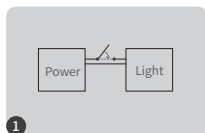


3 Link is done once light flashes 3 times slowly

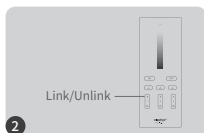


Please repeat above steps if the light doesn't flash
(Attention: no need to link if the light already linked)

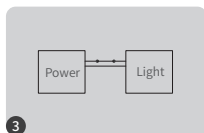
Unlink instruction



1 Turn off and turn on lights after 10 seconds



2 Short press "1" 5 times within 3 seconds



3 Unlink is done once light flashes 10 times quickly



Please repeat above steps if light doesn't flash
(Attention :no need to unlink if the light not linked)

Attention

- 1.It's remote for Miboxer/Milight 2.4G controller series, please check compatibility in instruction.
- 2.Don't use it in humidity or high temperature area, please remove battery if you don't use remote frequently and save remote in dry area without static electricity.
- 3.Don't use it in metal or magnetic area, it will affect transmitting signal and reduce distance.



Made in China